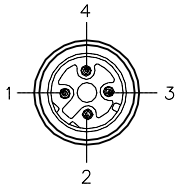



MALE END VIEW

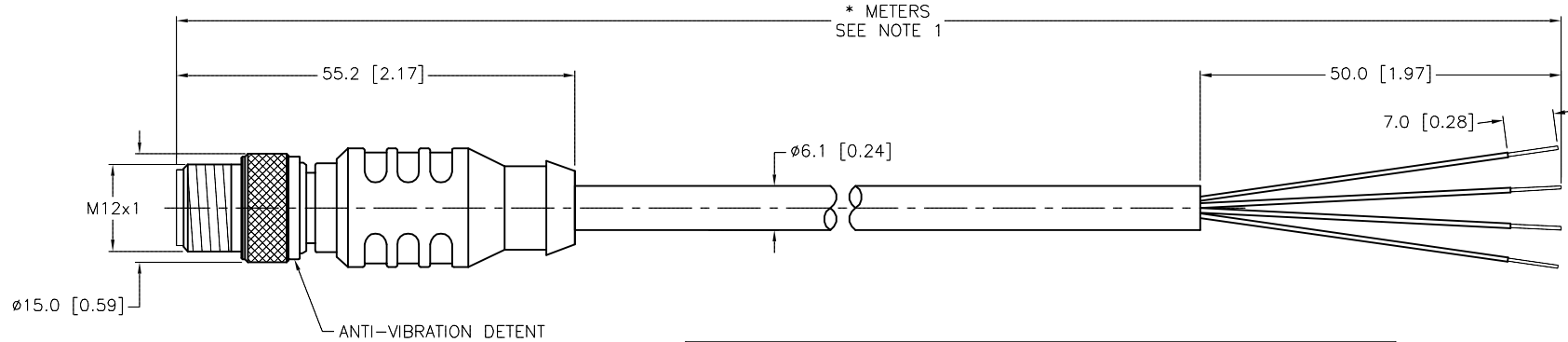


- 1 = WHITE/ORANGE (+TX)
- 2 = WHITE/GREEN (+RX)
- 3 = ORANGE (-TX)
- 4 = GREEN (-RX)



SPECIFICATIONS

CONTACT CARRIER MATERIAL	NYLON OR TPU
MOLDED HEAD MATERIAL/COLOR	TPU/BLUE-GRAY
CONTACT MATERIAL/PLATING	BRASS/GOLD
COUPLING NUT MATERIAL/PLATING	BRASS/NICKEL
RATED CURRENT [A]	4.0 A
RATED VOLTAGE [V]	250 V
OUTER CABLE JACKET MATERIAL/COLOR	TPE/TEAL
CONDUCTOR INSULATION MATERIAL	HDPE
NUMBER OF CONDUCTORS [AWG]	2UTPx24 AWG, STRANDED
TEMPERATURE RANGE	-40°C to +80°C (-40°F to +176°F)
PROTECTION CLASS	NEMA 1,3,4,6P AND IEC IP68, IP69K



"440" RAW CABLE SPECIFICATIONS	
CABLE PROPERTIES:	OIL, UV, WELD SLAG, AND ABRASION RESISTANT
VOLTAGE RATINGS (MAX):	600V
CATEGORY:	CAT 5e; (CABLE WILL MEET CAT 5e CHANNEL REQUIREMENTS TO 85M LENGTH)
POE COMPLIANT (802.3af):	UP TO 85M LENGTH WHEN INSTALLED PER RECOMMENDATIONS IN TIA TSB-184
FLEXLIFE:	10X CABLE OD MIN: 1 MILLION CYCLES (TICK TOCK) 20X CABLE OD MIN: 10 MILLION CYCLES (TICK TOCK)
TORSION TEST:	3 MILLION CYCLES (1lb LOAD, 360°-71 CYCLES/min)
APPROVALS:	C(UL)US CMX-OUTDOOR-CM LISTED, AWM RECOGNIZED COMPLIANT WITH NEC ARTICLE 800 COMMUNICATIONS CABLES

CABLE LENGTH	TOLERANCE*
ALL LENGTHS	+ 4% (OR 50mm) OF LENGTH - 0% (OR 0mm) OF LENGTH WHICHEVER IS GREATER
STRIP LENGTH	TOLERANCE*
0-7mm	±0.5mm
8-29mm	±1.0mm
30-49mm	±2.0mm
50-69mm	±3.0mm
70-100mm	±4.0mm
OVER 100mm	±5.0mm

* UNLESS OTHERWISE SPECIFIED

NOTES:
1. "*" INDICATES CABLE LENGTH IN METERS. CONTACT TURCK TO ORDER SPECIFIC LENGTHS.

SOURCE DRAWING - FOR REFERENCE ONLY

RELATED DOCUMENTS	3RD ANGLE PROJECTION	THIS DRAWING IS CONFIDENTIAL AND THE PROPERTY OF TURCK INC. USE OF THIS DOCUMENT WITHOUT WRITTEN PERMISSION IS PROHIBITED.		3000 CAMPUS DRIVE MINNEAPOLIS, MN 55441 1-800-544-7769 (763) 553-7300 (763) 553-0708 fax turck.com	
1.		DRFT	RDS	DATE	09/10/10
2.		APVD		SCALE	1=1.0
3.	ALL DIMENSIONS DISPLAYED ON THIS DRAWING ARE FOR REFERENCE ONLY	UNIT OF MEASUREMENT			DESCRIPTION
4.		MILLIMETER [INCH]			
MATERIAL	CONTACT TURCK FOR MORE INFORMATION	DO NOT SCALE THIS DRAWING			IDENTIFICATION NO.
FINISH		FILE: 777018680			REV
					F
					SHEET 1 OF 1

F	ADD CABLE SPECIFICATIONS BLOCK	KMY	07/29/14	46541
REV	DESCRIPTION	BY	DATE	ECO NO.